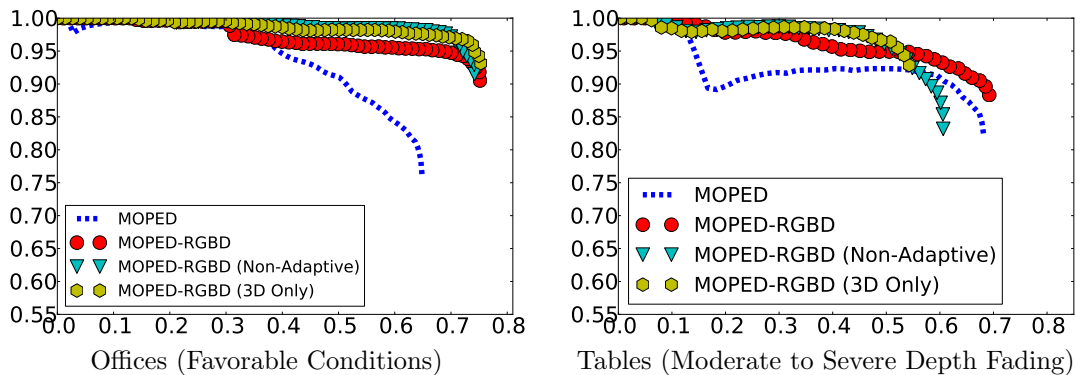
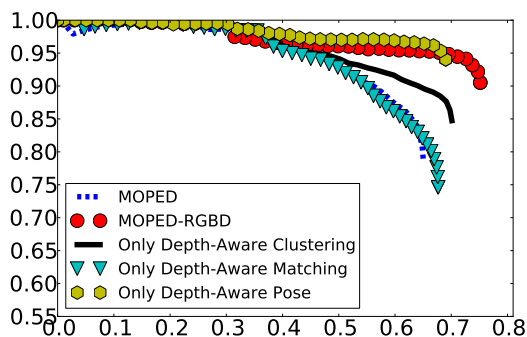


Object Recognition Robust to Imperfect Depth

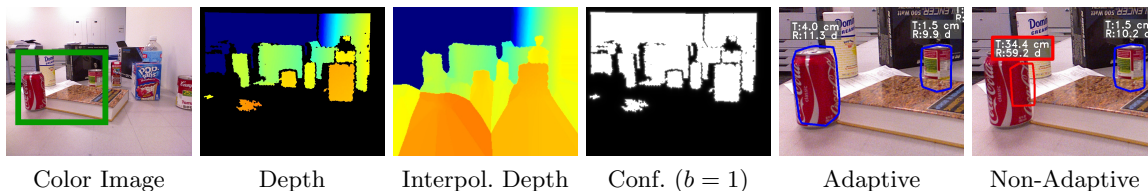
Supplemental Material



Precision-recall curves comparing adaptive vs. non-adaptive approaches on the Offices and Tables dataset. Note that while all approaches perform better than the image-only baseline under favorable conditions, the non-adaptive approaches perform substantially worse than the image-only baseline with depth fading.



Precision-recall curves comparing using individual adaptive algorithms on the Offices dataset with the image-only baseline and the fully integrated system.



The adaptive model is able to correctly estimate object poses, even with inaccurate interpolated depth; in contrast, relying on depth filling methods results in both poorly localized objects and missed detections.