

# **Maximum Likelihood (ML), Expectation Maximization (EM)**

Pieter Abbeel  
UC Berkeley EECS

Many slides adapted from Thrun, Burgard and Fox, Probabilistic Robotics

# Outline

---

- Maximum likelihood (ML)
- Priors, and maximum a posteriori (MAP)
- Cross-validation
- Expectation Maximization (EM)

# Thumbtack

---

- Let  $\theta = P(\text{up})$ ,  $1-\theta = P(\text{down})$
- How to determine  $\theta$  ?



- Empirical estimate: 8 up, 2 down  $\rightarrow \theta = \frac{8}{2+8} = 0.8$

Date \_\_\_\_\_

Time \_\_\_\_\_

LESSON  
2·6

## A Thumbtack Experiment

**Make a guess:** If you drop a thumbtack, is it more likely to land with the point up or with the point down? point down

The experiment described below will enable you to make an estimate of the chance that a thumbtack will land point down.

1. Work with a partner. You should have 10 thumbtacks and 1 small cup. Do the experiment at your desk or a table so you are working over a smooth, hard surface.

Place the 10 thumbtacks inside the cup. Shake the cup a few times, and then carefully drop the tacks onto the desk surface. Record the number of thumbtacks that land point up and the number that land point down.

Toss the 10 thumbtacks 9 more times and record the results each time.

Toss	Number Landing Point Up	Number Landing Point Down
1	8	2
2	8	2
3	8	2
4	8	2
5	8	2
6	8	2
7	8	2
8	8	2
9	8	2
10	8	2
Total Up = 77		Total Down = 23

2. In making your 10 tosses, you dropped a total of 100 thumbtacks.

What fraction of the thumbtacks landed point down?  $\frac{23}{100}$

3. Write this fraction on a small stick-on note. Also write it as a decimal and as a percent.

4. For the whole class, the chance that a tack will land point down is unlikely.

- [http://web.me.com/todd6ton/Site/Classroom\\_Blog/Entries/2009/10/7\\_A\\_Thumbtack\\_Experiment.html](http://web.me.com/todd6ton/Site/Classroom_Blog/Entries/2009/10/7_A_Thumbtack_Experiment.html)

# Maximum Likelihood

- $\theta = P(\text{up}), 1-\theta = P(\text{down})$

- Observe: 

- Likelihood of the observation sequence depends on  $\theta$ :

$$\begin{aligned}l(\theta) &= \theta(1-\theta)\theta(1-\theta)\theta\theta\theta\theta\theta\theta\theta \\ &= \theta^8(1-\theta)^2\end{aligned}$$

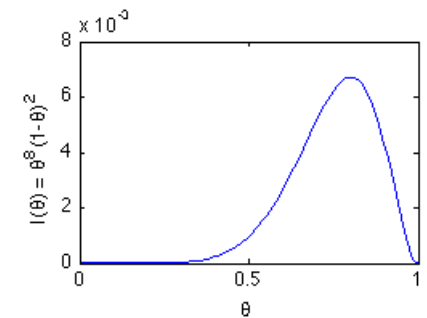
- Maximum likelihood finds

$$\arg \max_{\theta} l(\theta) = \arg \max_{\theta} \theta^8(1-\theta)^2$$

$$\frac{\partial}{\partial \theta} l(\theta) = 8\theta^7(1-\theta)^2 - 2\theta^8(1-\theta) = \theta^7(1-\theta)(8(1-\theta) - 2\theta) = \theta^7(1-\theta)(8-10\theta)$$

→ extrema at  $\theta = 0, \theta = 1, \theta = 0.8$

→ Inspection of each extremum yields  $\theta_{\text{ML}} = 0.8$



# Maximum Likelihood

---

- More generally, consider binary-valued random variable with  $\theta = P(1)$ ,  $1-\theta = P(0)$ , assume we observe  $n_1$  ones, and  $n_0$  zeros

- Likelihood:  $l(\theta) = \theta^{n_1}(1 - \theta)^{n_0}$

- Derivative: 
$$\begin{aligned}\frac{\partial}{\partial \theta} l(\theta) &= n_1 \theta^{n_1-1} (1 - \theta)^{n_0} - n_0 \theta^{n_1} (1 - \theta)^{n_0-1} \\ &= \theta^{n_1-1} (1 - \theta)^{n_0-1} (n_1(1 - \theta) - n_0 \theta) \\ &= \theta^{n_1-1} (1 - \theta)^{n_0-1} (n_1 - (n_1 + n_0)\theta)\end{aligned}$$

- Hence we have for the extrema:

$$\theta = 0, \quad \theta = 1, \quad \theta = \frac{n_1}{n_0 + n_1}$$

- $n_1/(n_0+n_1)$  is the maximum
- = empirical counts.

# Log-likelihood

- The function  $\log : \mathbb{R}^+ \rightarrow \mathbb{R} : x \rightarrow \log(x)$

is a monotonically increasing function of  $x$

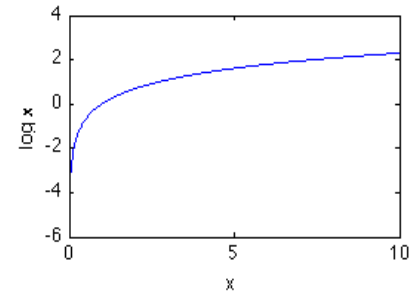
- Hence for any (positive-valued) function  $f$ :

$$\arg \max_{\theta} f(\theta) = \arg \max_{\theta} \log f(\theta)$$

- Often more convenient to optimize log-likelihood rather than likelihood

- Example: 
$$\begin{aligned} \log l(\theta) &= \log \theta^{n_1} (1 - \theta)^{n_0} \\ &= n_1 \log \theta + n_0 \log(1 - \theta) \end{aligned}$$

$$\begin{aligned} \frac{\partial}{\partial \theta} \log l(\theta) &= n_1 \frac{1}{\theta} + n_0 \frac{-1}{1 - \theta} = \frac{n_1 - (n_1 + n_0)\theta}{\theta(1 - \theta)} \\ \rightarrow \theta &= \frac{n_1}{n_1 + n_0} \end{aligned}$$

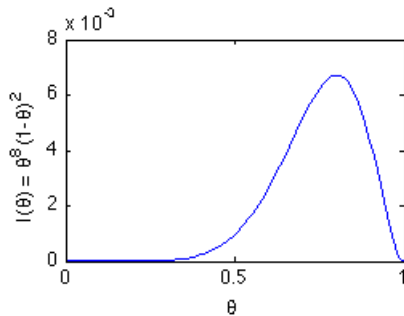


# Log-likelihood $\leftrightarrow$ Likelihood

---

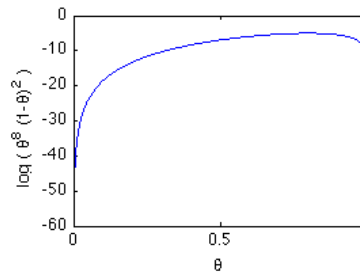
- Reconsider thumbtacks: 8 up, 2 down

- Likelihood



**Not Concave**

- Log-likelihood



**Concave**

- Definition: A function  $f$  is concave if and only

$$\forall x_1, x_2, \forall \lambda \in (0, 1), f(\lambda x_1 + (1 - \lambda)x_2) \geq \lambda f(x_1) + (1 - \lambda)f(x_2)$$

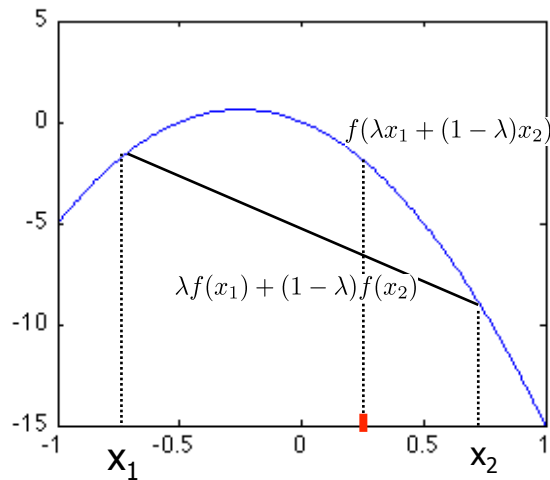
- Concave functions are generally easier to maximize than non-concave functions



# Concavity and Convexity

$f$  is **concave** if and only

$$\forall x_1, x_2, \forall \lambda \in (0, 1), \\ f(\lambda x_1 + (1 - \lambda)x_2) \geq \lambda f(x_1) + (1 - \lambda)f(x_2)$$

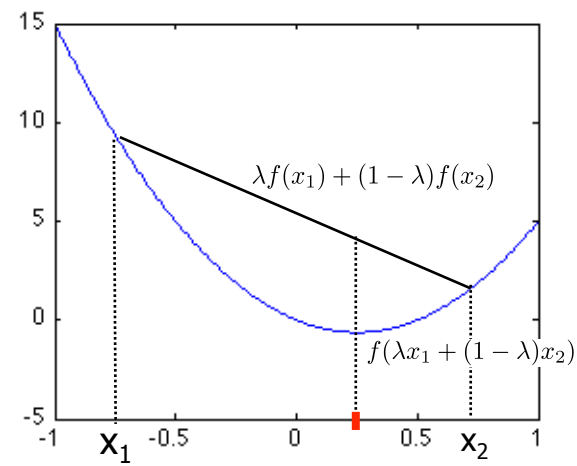


$$\lambda x_2 + (1 - \lambda)x_1$$

“Easy” to maximize

$f$  is **convex** if and only

$$\forall x_1, x_2, \forall \lambda \in (0, 1), \\ f(\lambda x_1 + (1 - \lambda)x_2) \leq \lambda f(x_1) + (1 - \lambda)f(x_2)$$



$$\lambda x_2 + (1 - \lambda)x_1$$

“Easy” to minimize

# ML for Multinomial

---

$$p(x = k; \theta) = \theta_k$$

- Consider having received samples  $\{x^{(1)}, x^{(2)}, \dots, x^{(m)}\}$

$$\begin{aligned}\log l(\theta) &= \log \prod_{i=1}^m \theta_1^{1\{x^{(i)}=1\}} \theta_2^{1\{x^{(i)}=2\}} \dots \theta_{K-1}^{1\{x^{(i)}=K-1\}} (1 - \theta_1 - \theta_2 - \dots - \theta_{K-1})^{1\{x^{(i)}=K\}} \\ &= \sum_{i=1}^m 1\{x^{(i)} = 1\} \log \theta_1 + 1\{x^{(i)} = 2\} \log \theta_2 + \dots + 1\{x^{(i)} = K - 1\} \log \theta_{K-1} + 1\{x^{(i)} = K\} \log(1 - \theta_1 - \theta_2 - \dots - \theta_{K-1}) \\ &= \sum_{k=1}^{K-1} n_k \log \theta_k + n_K \log(1 - \theta_1 - \theta_2 - \dots - \theta_{K-1})\end{aligned}$$

$$\frac{\partial}{\partial \theta_k} \log l(\theta) = \frac{n_k}{\theta_k} - n_K \frac{1}{1 - \theta_1 - \theta_2 - \dots - \theta_{K-1}}$$

$$\rightarrow \theta_k^{\text{ML}} = \frac{n_k}{\sum_{j=1}^K n_j}$$

# ML for Fully Observed HMM

- Given samples  $\{x_0, z_0, x_1, z_1, x_2, z_2, \dots, x_T, z_T\}$ ,  $x_t \in \{1, 2, \dots, I\}$ ,  $z_t \in \{1, 2, \dots, K\}$
- Dynamics model:  $P(x_{t+1} = i | x_t = j) = \theta_{i|j}$
- Observation model:  $P(z_t = k | z_t = l) = \gamma_{k|l}$

$$\begin{aligned}\log l(\theta, \gamma) &= \log P(x_0) \prod_{t=1}^T P(x_t | x_{t-1}; \theta) P(z_t | x_t; \gamma) \\ &= \log P(x_0) \sum_{t=1}^T \log \theta_{x_t | x_{t-1}} + \sum_{t=1}^T \log \gamma_{z_t | x_t} \\ &= \log P(x_0) \sum_{i=1}^I \sum_{j=1}^I \log \theta_{i|j}^{n(i,j)} + \sum_{k=1}^K \sum_{l=1}^K \log \gamma_{k|l}^{m(k,l)}\end{aligned}$$

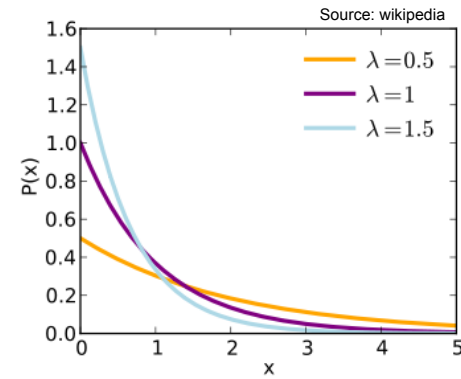
$n(i,j)$  : number of occurrences of  $x_t = i, x_{t+1} = j$ .  
 $m(k,l)$  : number of occurrences of  $x_t = k, z_t = l$ .

→ Independent ML problems for each  $\theta_{\cdot|j}$  and each  $\gamma_{\cdot|l}$

$$\theta_{i|j} = \frac{n(i,j)}{\sum_{i'=1}^I n(i',j)} \quad \gamma_{k|l} = \frac{m(k,l)}{\sum_{k'=1}^K m(k',l)}$$

# ML for Exponential Distribution

$$p(x; \lambda) = \begin{cases} \lambda e^{-\lambda x}, & x \geq 0 \\ 0, & x < 0 \end{cases}$$

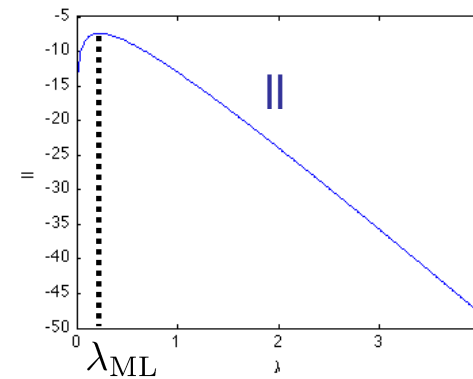


## ■ Consider having received samples

### ■ 3.1, 8.2, 1.7

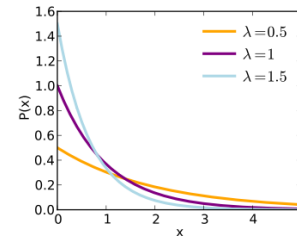
$$\begin{aligned} \lambda_{\text{ML}} &= \arg \max_{\lambda} \log l(\lambda) \\ &= \arg \max_{\lambda} (\lambda e^{-\lambda 3.1} \lambda e^{-\lambda 8.2} \lambda e^{-\lambda 1.7}) \\ &= \arg \max_{\lambda} 3 \log \lambda + (-3.1 - 8.2 - 1.7)\lambda \end{aligned}$$

$$\begin{aligned} \frac{\partial}{\partial \lambda} \log l(\lambda) &= 3 \frac{1}{\lambda} - 13 \\ \rightarrow \lambda_{\text{ML}} &= \frac{3}{13} \end{aligned}$$



# ML for Exponential Distribution

$$p(x; \lambda) = \begin{cases} \lambda e^{-\lambda x}, & x \geq 0 \\ 0, & x < 0 \end{cases}$$



- Consider having received samples  $\{x^{(1)}, x^{(2)}, \dots, x^{(m)}\}$

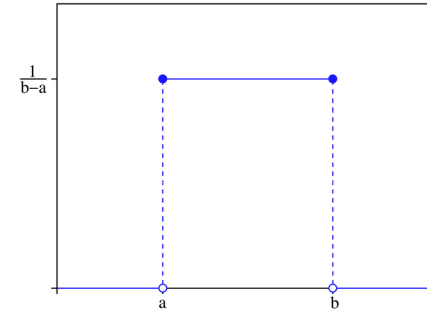
$$\begin{aligned} \log l(\lambda) &= \log \prod_{i=1}^m p(x^{(i)}; \lambda) \\ &= \sum_{i=1}^m \log p(x^{(i)}; \lambda) \\ &= \sum_{i=1}^m \log(\lambda e^{-\lambda x^{(i)}}) \\ &= \sum_{i=1}^m \log \lambda - \lambda x^{(i)} \\ &= m \log \lambda - \lambda \sum_{i=1}^m x^{(i)} \end{aligned}$$

$$\frac{\partial}{\partial \lambda} \log l(\lambda) = m \frac{1}{\lambda} - \sum_{i=1}^m x^{(i)}$$

$$\rightarrow \lambda_{\text{ML}} = \frac{1}{\frac{1}{m} \sum_{i=1}^m x^{(i)}}$$

# Uniform

$$p(x; a, b) = \begin{cases} e^{-\lambda x}, & x \in [a, b] \\ 0, & x \notin [a, b] \end{cases}$$



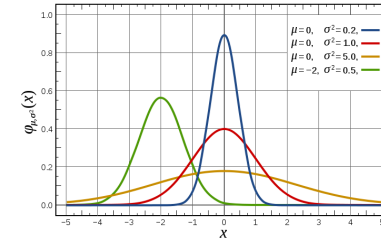
- Consider having received samples  $\{x^{(1)}, x^{(2)}, \dots, x^{(m)}\}$

$$\log l(a, b) = \sum_{i=1}^m \log \left( 1_{\{x^{(i)} \in [a, b]\}} \frac{1}{b-a} \right)$$

$$\rightarrow a_{\text{ML}} = \min_i x^{(i)}, \quad b_{\text{ML}} = \max_i x^{(i)}$$

# ML for Gaussian

$$p(x; \mu, \sigma) = \frac{1}{\sqrt{2\pi}\sigma} e^{-\frac{(x-\mu)^2}{2\sigma^2}}$$



- Consider having received samples  $\{x^{(1)}, x^{(2)}, \dots, x^{(m)}\}$

$$\begin{aligned} \log l(\mu, \sigma) &= \sum_{i=1}^m \log \left( \frac{1}{\sqrt{2\pi}\sigma} e^{-\frac{(x^{(i)}-\mu)^2}{2\sigma^2}} \right) \\ &= C + \sum_{i=1}^m -\log \sigma - \frac{(x^{(i)}-\mu)^2}{2\sigma^2} \end{aligned}$$

$$\frac{\partial}{\partial \mu} \log l(\mu, \sigma) = \frac{1}{\sigma^2} \sum_{i=1}^m (x^{(i)} - \mu)$$

$$\rightarrow \mu_{\text{ML}} = \frac{1}{m} \sum_{i=1}^m x^{(i)}$$

$$\frac{\partial}{\partial \sigma} \log l(\mu, \sigma) = \sum_{i=1}^m \frac{1}{\sigma} - \frac{(x^{(i)} - \mu)^2}{\sigma^3}$$

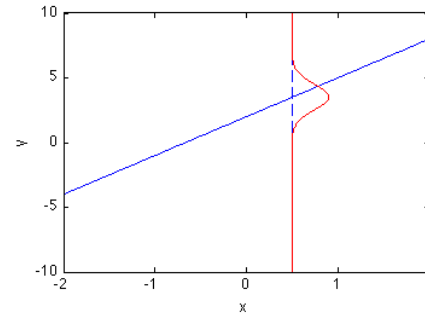
$$\rightarrow \sigma_{\text{ML}}^2 = \frac{1}{m} \sum_{i=1}^m (x^{(i)} - \mu_{\text{ML}})^2$$

# ML for Conditional Gaussian

---

$$y = a_0 + a_1x + \epsilon \quad \epsilon \sim \mathcal{N}(0, \sigma^2)$$

Equivalently:  $p(y|x; a_0, a_1, \sigma^2) = \frac{1}{\sqrt{2\pi}\sigma} e^{-\frac{(y-(a_0+a_1x))^2}{2\sigma^2}}$



More generally:  $y = a^\top x + \epsilon \quad \epsilon \sim \mathcal{N}(0, \sigma^2)$

$$p(y|x; a, \sigma^2) = \frac{1}{\sqrt{2\pi}\sigma} e^{-\frac{(y-a^\top x)^2}{2\sigma^2}}$$



# ML for Conditional Gaussian

---

Given samples  $\{(x^{(1)}, y^{(1)}), (x^{(2)}, y^{(2)}), \dots, (x^{(m)}, y^{(m)})\}$ .

$$\begin{aligned}\log l(a, \sigma^2) &= \sum_{i=1}^m \log \left( \frac{1}{\sqrt{2\pi}\sigma} e^{-\frac{(y^{(i)} - a^\top x^{(i)})^2}{2\sigma^2}} \right) \\ &= C - m \log \sigma - \frac{1}{2\sigma^2} \sum_{i=1}^m (y^{(i)} - a^\top x^{(i)})^2\end{aligned}$$

$$\begin{aligned}\nabla_a \log l(a, \sigma^2) &= \frac{1}{\sigma^2} \sum_{i=1}^m (y^{(i)} - a^\top x^{(i)}) x^{(i)} \\ &= \sum_{i=1}^m y^{(i)} x^{(i)} - \left( \sum_{i=1}^m x^{(i)} x^{(i)\top} \right) a\end{aligned}$$

$$\begin{aligned}\rightarrow a_{\text{ML}} &= \left( \sum_{i=1}^m x^{(i)} x^{(i)\top} \right)^{-1} \left( \sum_{i=1}^m y^{(i)} x^{(i)} \right) \\ &= (X^\top X)^{-1} X^\top y\end{aligned}$$

$$X = \begin{bmatrix} x^{(1)\top} \\ x^{(2)\top} \\ \dots \\ x^{(m)\top} \end{bmatrix} \quad y = \begin{bmatrix} y^{(1)} \\ y^{(2)} \\ \dots \\ y^{(m)} \end{bmatrix}$$

$$\frac{\partial}{\partial \sigma} \log l(a, \sigma^2) = -m \frac{1}{\sigma} - \frac{1}{\sigma^3} \sum_{i=1}^m (y^{(i)} - a^\top x^{(i)})^2$$

$$\rightarrow \sigma_{\text{ML}}^2 = \frac{1}{m} \sum_{i=1}^m (y^{(i)} - a_{\text{ML}}^\top x^{(i)})^2$$

## ML for Conditional Multivariate Gaussian

---

$$y = Cx + \epsilon, \quad \epsilon \sim \mathcal{N}(0, \Sigma)$$

$$p(y|x; C, \Sigma) = \frac{1}{(2\pi)^{n/2} |\Sigma|^{-1/2}} e^{-\frac{1}{2}(y-Cx)^\top \Sigma^{-1} (y-Cx)}$$

$$\log l(C, \Sigma) = -m \frac{n}{2} \log(2\pi) + \frac{m}{2} \log |\Sigma^{-1}| - \frac{1}{2} \sum_{i=1}^m (y^{(i)} - Cx^{(i)})^\top \Sigma^{-1} (y^{(i)} - Cx^{(i)})$$

$$\nabla_{\Sigma^{-1}} \log l(C, \Sigma) = -\frac{m}{2} \Sigma - \frac{1}{2} \sum_{i=1}^m (y^{(i)} - C^\top x^{(i)})(y^{(i)} - C^\top x^{(i)})^\top$$

$$\rightarrow \Sigma_{\text{ML}} = \frac{1}{m} \sum_{i=1}^m (y^{(i)} - C^\top x^{(i)})(y^{(i)} - C^\top x^{(i)})^\top = \frac{1}{m} (Y^\top - CX^\top)(Y^\top - CX^\top)^\top$$

$$\nabla_C \log l(C, \Sigma) = -\frac{1}{2} \sum_{i=1}^m \Sigma^{-1} Cx^{(i)}x^{(i)\top} + x^{(i)}x^{(i)\top} C^\top \Sigma^{-1} - x^{(i)}y^{(i)\top} \Sigma^{-1} - \Sigma^{-1} y^{(i)}x^{(i)\top}$$

$$= -\frac{1}{2} (\Sigma^{-1} CX^\top X + X^\top XC^\top \Sigma^{-1} - X^\top Y \Sigma^{-1} - \Sigma^{-1} Y^\top X)$$

$$\rightarrow C = Y^\top X (X^\top X)^{-1}$$

$$X = \begin{bmatrix} x^{(1)\top} \\ x^{(2)\top} \\ \dots \\ x^{(m)\top} \end{bmatrix} \quad y = \begin{bmatrix} y^{(1)\top} \\ y^{(2)\top} \\ \dots \\ y^{(m)\top} \end{bmatrix}$$

## Aside: Key Identities for Derivation on Previous Slide

---

$$\text{Trace}(A) = \sum_{i=1}^n A_{ii} \quad (1)$$

$$\text{Trace}(ABC) = \text{Trace}(BCA) = \text{Trace}(CAB) \quad (2)$$

$$\nabla_A \text{Trace}(AB) = B^\top \quad (3)$$

$$\nabla_A \log |A| = A^{-1} \quad (4)$$

Special case of (2), for  $x \in \mathbb{R}^n$ :

$$x^\top \Gamma x = \text{Trace}(x^\top \Gamma x) = \text{Trace}(\Gamma x x^\top) \quad (5)$$

## ML Estimation in Fully Observed Linear Gaussian Bayes Filter Setting

- Consider the Linear Gaussian setting:

$$X_{t+1} = AX_t + Bu_t + w_t \quad w_t \sim \mathcal{N}(0, Q)$$

$$Z_{t+1} = CX_t + d + v_t \quad v_t \sim \mathcal{N}(0, R)$$

- Fully observed, i.e., given  $x_0, u_0, z_0, x_1, u_1, z_1, \dots, x_T, u_T, z_T$

- Two separate ML estimation problems for conditional multivariate Gaussian:

- 1: 
$$X = \begin{bmatrix} x_0^\top u_0^\top \\ x_1^\top u_1^\top \\ \dots \\ x_{T-1}^\top u_{T-1}^\top \end{bmatrix} \quad y = \begin{bmatrix} x_1^\top \\ x_2^\top \\ \dots \\ x_T^\top \end{bmatrix} \quad [A_{\text{ML}} B_{\text{ML}}] = Y^\top X (X^\top X)^{-1}$$

$$Q_{\text{ML}} = \frac{1}{T} \sum_{t=0}^{T-1} (x_{t+1} - (Ax_t + Bu_t))(x_{t+1} - (Ax_t + Bu_t))^\top$$

- 2: 
$$X = \begin{bmatrix} x_0^\top \\ x_1^\top \\ \dots \\ x_T^\top \end{bmatrix} \quad y = \begin{bmatrix} z_0^\top \\ z_1^\top \\ \dots \\ z_T^\top \end{bmatrix} \quad [C_{\text{ML}} d_{\text{ML}}] = Y^\top X (X^\top X)^{-1}$$

$$R_{\text{ML}} = \frac{1}{T} \sum_{t=0}^T (z_t - (Cx_t + d))(z_t - (Cx_t + d))^\top$$

# Priors --- Thumbtack

---

- Let  $\theta = P(\text{up})$ ,  $1-\theta = P(\text{down})$



- How to determine  $\theta$  ?

- ML estimate: 5 up, 0 down  $\rightarrow \theta_{\text{ML}} = \frac{5}{5+0} = 1$

- Laplace estimate: add a fake count of 1 for each outcome

$$\theta_{\text{Laplace}} = \frac{5+1}{5+1 + 0+1} = \frac{6}{7}$$

# Priors --- Thumbtack

---

- Alternatively, consider  $\theta$  to be random variable

- Prior  $P(\theta) = C \theta(1-\theta)$

- Measurements:  $P(x | \theta)$



- Posterior: 
$$\begin{aligned} P(\theta|x^{(1)}, \dots, x^{(5)}) &\propto P(\theta, x^{(1)}, \dots, x^{(5)}) \\ &= P(\theta)P(x^{(1)}|\theta) \dots P(x^{(5)}|\theta) \\ &= \theta(1 - \theta) \theta\theta\theta\theta\theta \\ &= \theta^6(1 - \theta) \end{aligned}$$

- Maximum A Posterior (MAP) estimation

- = find  $\theta$  that maximizes the posterior

→  $\theta_{\text{MAP}} = \frac{6}{7}$

# Priors --- Beta Distribution

$$P(\theta; \alpha, \beta) = \theta^{\alpha-1}(1-\theta)^{\beta-1} \quad \theta_{\text{MAP}} = \frac{\alpha - 1 + n_1}{\alpha - 1 + n_1 + \beta - 1 + n_0}$$

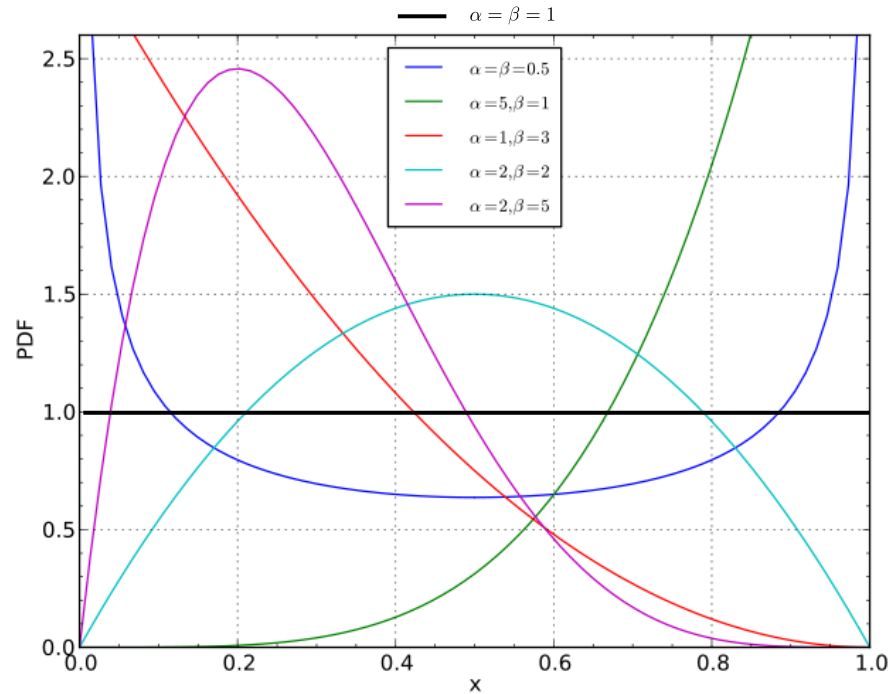


Figure source: Wikipedia

# Priors --- Dirichlet Distribution

---

$$P(\theta; \alpha_1, \dots, \alpha_K) = \prod_{k=1}^K \theta_k^{\alpha_k - 1}$$

$$\theta_k^{\text{MAP}} = \frac{n_k + \alpha_k - 1}{\sum_{j=1}^K (n_j + \alpha_j - 1)}$$

- Generalizes Beta distribution
- MAP estimate corresponds to adding fake counts  $n_1, \dots, n_K$



## MAP for Mean of Univariate Gaussian

---

- Assume variance known. (Can be extended to also find MAP for variance.)

- **Prior:**  $P(\mu; \mu_0, \sigma_0^2) = \mathcal{N}(\mu_0, \sigma_0^2)$

$$\begin{aligned}\log P(\mu; \mu_0, \sigma_0^2) + \log l(\mu) &= \log \left( \frac{1}{\sqrt{2\pi}\sigma} e^{-\frac{(\mu-\mu_0)^2}{2\sigma_0^2}} \right) + \sum_{i=1}^m \log \left( \frac{1}{\sqrt{2\pi}\sigma} e^{-\frac{(x^{(i)}-\mu)^2}{2\sigma^2}} \right) \\ &= C - \frac{(\mu - \mu_0)^2}{2\sigma_0^2} - \sum_{i=1}^m \frac{(x^{(i)} - \mu)^2}{2\sigma^2}\end{aligned}$$

$$\frac{\partial}{\partial \mu} (\log P(\mu; \mu_0, \sigma_0) + \log l(\mu)) = \frac{1}{\sigma_0^2} (\mu_0 - \mu) + \frac{1}{\sigma^2} \sum_{i=1}^m (x^{(i)} - \mu)$$

$$\rightarrow \mu_{\text{ML}} = \frac{\frac{\mu_0}{\sigma_0^2} + \frac{\sum_{i=1}^m x^{(i)}}{\sigma^2}}{\frac{1}{\sigma_0^2} + \frac{m}{\sigma^2}}$$

# MAP for Univariate Conditional Linear Gaussian

- Assume variance known. (Can be extended to also find MAP for variance.)
- Prior:  $P(a; \mu_0, \Sigma_0) = \mathcal{N}(\mu_0, \Sigma_0)$

$$\begin{aligned}\log P(a; \mu_0, \Sigma_0) + \log l(a) &= \log \left( \frac{1}{(2\pi)^{n/2} |\Sigma_0|^{1/2}} e^{-\frac{1}{2}(a-\mu_0)^\top \Sigma_0^{-1} (a-\mu_0)} \right) + \sum_{i=1}^m \log \left( \frac{1}{(2\pi)^{1/2} \sigma} e^{-\frac{(a^\top x^{(i)} - y^{(i)})^2}{2\sigma^2}} \right) \\ &= C - \frac{1}{2}(a - \mu_0)^\top \Sigma_0^{-1} (a - \mu_0) - \frac{1}{2\sigma^2} \sum_{i=1}^m (a^\top x^{(i)} - y^{(i)})^2\end{aligned}$$

$$\begin{aligned}\nabla_a (\dots) &= -\Sigma_0^{-1} (a - \mu_0) - \frac{1}{\sigma^2} \sum_{i=1}^m (a^\top x^{(i)} - y^{(i)}) x^{(i)} \\ &= -(\Sigma_0^{-1} + \frac{1}{\sigma^2} X^\top X) a + \Sigma_0^{-1} \mu_0 + \frac{1}{\sigma^2} X^\top y\end{aligned}$$

$$\rightarrow a_{\text{ML}} = (\Sigma_0^{-1} + \frac{1}{\sigma^2} X^\top X)^{-1} (\Sigma_0^{-1} \mu_0 + \frac{1}{\sigma^2} X^\top y)$$

$$X = \begin{bmatrix} x^{(1)\top} \\ x^{(2)\top} \\ \dots \\ x^{(m)\top} \end{bmatrix} \quad y = \begin{bmatrix} y^{(1)} \\ y^{(2)} \\ \dots \\ y^{(m)} \end{bmatrix}$$

[Interpret!]

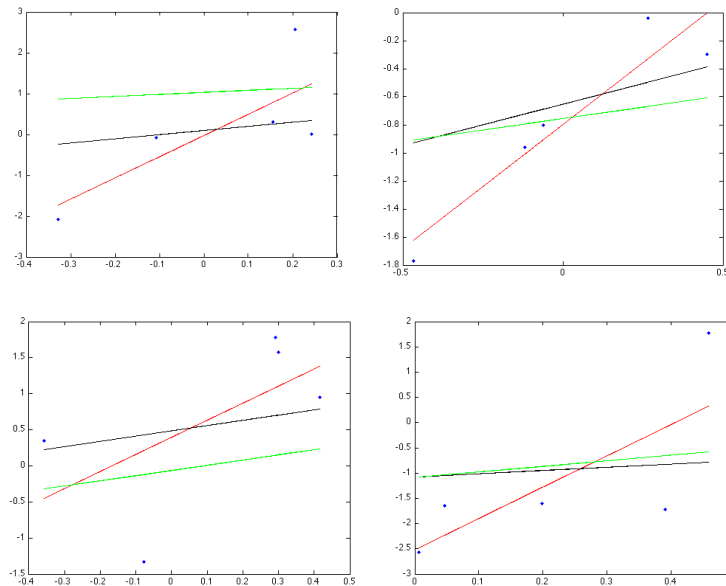
# MAP for Univariate Conditional Linear Gaussian: Example

$$\mu_0 = \begin{bmatrix} 0 \\ 0 \end{bmatrix}, \Sigma_0 = \begin{bmatrix} 1 & 0 \\ 0 & 1 \end{bmatrix}, \sigma = 1$$

```

for run=1:4
    a = randn;
    b = randn;
    x = (rand(5,1) - 0.5);
    y = a*x + b + randn(5,1);
    X = [ones(5,1) x];
    ba_ML = (X'*X)^(-1)*X'*y;
    ba_MAP = (eye(2) + X'*X)^(-1)*(X'*y);
    figure; plot(x, y, '.');
    hold on;
    plot(x, ba_ML(1) + ba_ML(2)*x, 'r-');
    plot(x, ba_MAP(1) + ba_MAP(2)*x, 'k-');
    plot(x, b + a*x, 'g-');
end
    
```

TRUE ---  
 Samples .  
 ML ---  
 MAP ---



# Cross Validation

---

- Choice of prior will heavily influence quality of result
- Fine-tune choice of prior through cross-validation:
  - 1. Split data into “training” set and “validation” set
  - 2. For a range of priors,
    - Train: compute  $\theta_{\text{MAP}}$  on training set
    - Cross-validate: evaluate performance on validation set by evaluating the likelihood of the validation data under  $\theta_{\text{MAP}}$  just found
  - 3. Choose prior with highest validation score
    - For this prior, compute  $\theta_{\text{MAP}}$  on (training+validation) set
- Typical training / validation splits:
  - 1-fold: 70/30, random split
  - 10-fold: partition into 10 sets, average performance for each set being the validation set and the other 9 being the training set

# Outline

---

- Maximum likelihood (ML)
- Priors, and maximum a posteriori (MAP)
- Cross-validation
- **Expectation Maximization (EM)**

# Mixture of Gaussians

- Generally:

$$X \sim \text{Multinomial}(\theta)$$
$$Z|X = k \sim \mathcal{N}(\mu_k, \Sigma_k)$$

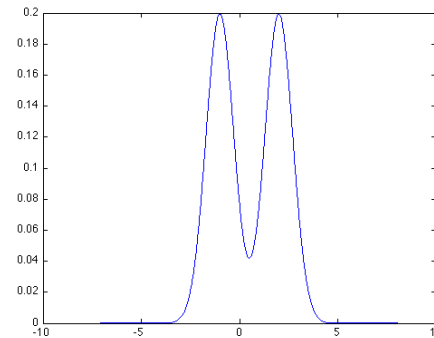
- Example:

$$P(X = 1) = \frac{1}{2}, P(X = 2) = \frac{1}{2}$$

$$Z|X = 1 \sim \mathcal{N}(-1, 1)$$

$$Z|X = 2 \sim \mathcal{N}(2, 1)$$

$$\rightarrow Z \sim \frac{1}{2}\mathcal{N}(-1, 1) + \frac{1}{2}\mathcal{N}(2, 1)$$



- ML Objective: given data  $z^{(1)}, \dots, z^{(m)}$

$$\max_{\theta, \mu, \Sigma} \sum_{i=1}^m \log \sum_{k=1}^n \theta_k \frac{1}{(2\pi)^{d/2} |\Sigma_k|} e^{-\frac{1}{2}(z - \mu_k)^\top \Sigma_k^{-1} (z - \mu_k)}$$

- Setting derivatives w.r.t.  $\theta, \mu, \Sigma$  equal to zero does not enable to solve for their ML estimates in closed form

We can evaluate function  $\rightarrow$  we can in principle perform local optimization. In this lecture: “EM” algorithm, which is typically used to efficiently optimize the objective (locally)

# Expectation Maximization (EM)

---

- Example:

- Model:  $P(X = 1) = \frac{1}{2}, P(X = 2) = \frac{1}{2}$   
 $Z|X = 1 \sim \mathcal{N}(\mu_1, 1)$   
 $Z|X = 2 \sim \mathcal{N}(\mu_2, 1)$

- Goal:

- Given data  $z^{(1)}, \dots, z^{(m)}$  (but no  $x^{(i)}$  observed)
- Find maximum likelihood estimates of  $\mu_1, \mu_2$

- EM basic idea: if  $x^{(i)}$  were known  $\rightarrow$  two easy-to-solve separate ML problems

- EM iterates over

- **E-step:** For  $i=1, \dots, m$  fill in missing data  $x^{(i)}$  according to what is most likely given the current model <sup>1</sup>
- **M-step:** run ML for completed data, which gives new model <sup>1</sup>

# EM Derivation

---

- EM solves a Maximum Likelihood problem of the form:

$$\max_{\theta} \log \int_x p(x, z; \theta) dx$$

$\mu$ : parameters of the probabilistic model we try to find

$x$ : unobserved variables

$z$ : observed variables

$$\max_{\theta} \log \int_x p(x, z; \theta) dx = \max_{\theta} \log \int_x \frac{q(x)}{q(x)} p(x, z; \theta) dx$$

$$= \max_{\theta} \log \int_x q(x) \frac{p(x, z; \theta)}{q(x)} dx$$

$$= \max_{\theta} \log E_{X \sim q} \left[ \frac{p(X, z; \theta)}{q(X)} \right]$$

*Jensen's Inequality*

$$\geq \max_{\theta} E_{X \sim q} \log \left[ \frac{p(X, z; \theta)}{q(X)} \right]$$

$$= \max_{\theta} \int_x q(x) \log p(x, z; \theta) dx - \int_x q(x) \log q(x) dx$$



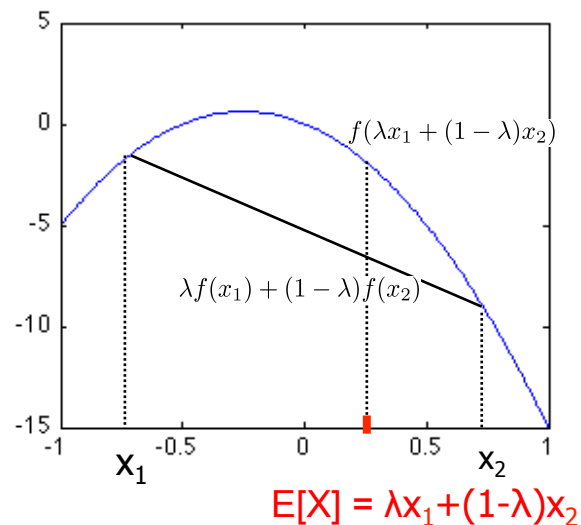
# Jensen's inequality

Suppose  $f$  is concave, then for all probability measures  $P$  we have that:

$$f(E_{X \sim P}) \geq E_{X \sim P}[f(X)]$$

with equality holding only if  $f$  is an affine function.

Illustration:  
 $P(X=x_1) = 1-\lambda$ ,  
 $P(X=x_2) = \lambda$



# EM Derivation (ctd)

$$\max_{\theta} \log \int_x p(x, z; \theta) dx \geq \max_{\theta} \int_x q(x) \log p(x, z; \theta) dx - \int_x q(x) \log q(x) dx$$

*Jensen's Inequality: equality holds when*  $f(x) = \log \frac{p(x, z; \theta)}{q(x)}$  *is an affine function.*

*This is achieved for*  $q(x) = p(x|z; \theta) \propto p(x, z; \theta)$

EM Algorithm: Iterate

1. E-step: Compute  $q(x) = p(x|z; \theta)$

2. M-step: Compute  $\theta = \arg \max_{\theta} \int_x q(x) \log p(x, z; \theta) dx$

M-step optimization can be done efficiently in most cases

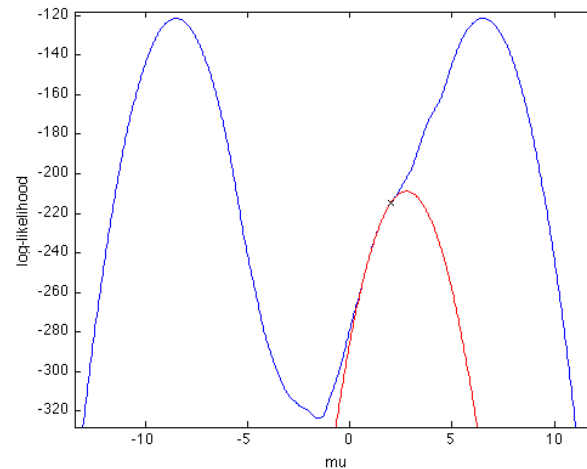
E-step is usually the more expensive step

It does not fill in the missing data  $x$  with hard values, but finds a distribution  $q(x)$

# EM Derivation (ctd)

---

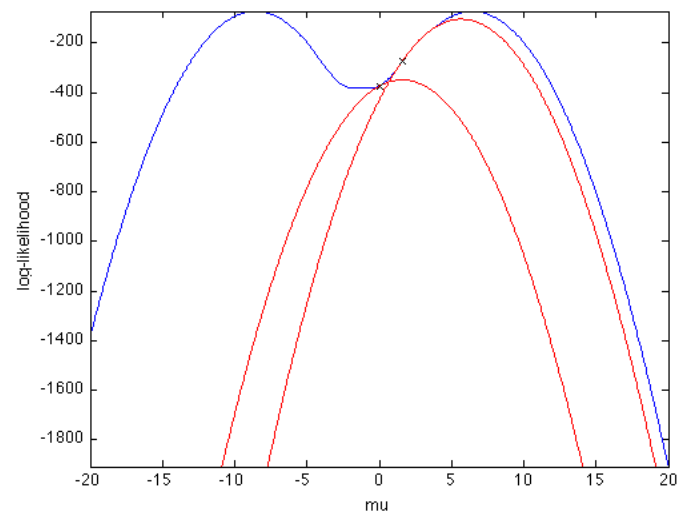
- M-step objective is upper-bounded by true objective
- M-step objective is equal to true objective at current parameter estimate
- $\rightarrow$  Improvement in true objective is at least as large as improvement in M-step objective



# EM 1-D Example --- 2 iterations

- Estimate 1-d mixture of two Gaussians with unit variance:

- $$p(x; \mu) = \frac{1}{2} \frac{1}{\sqrt{2\pi}} e^{-\frac{1}{2}(x-\mu_1)^2} + \frac{1}{2} \frac{1}{\sqrt{2\pi}} e^{-\frac{1}{2}(x-\mu_2)^2}$$



- one parameter  $\mu$ ;  $\mu_1 = \mu - 7.5$ ,  $\mu_2 = \mu + 7.5$

# EM for Mixture of Gaussians

---

- $X \sim$  Multinomial Distribution,  $P(X=k ; \theta) = \theta_k$
- $Z \sim N(\mu_k, \Sigma_k)$
- Observed:  $z^{(1)}, z^{(2)}, \dots, z^{(m)}$

$$p(x = k, z; \theta, \mu, \Sigma) = \theta_k \frac{1}{(2\pi)^{n/2} |\Sigma_k|^{1/2}} e^{-\frac{1}{2}(z-\mu_k)^\top \Sigma_k^{-1} (z-\mu_k)}$$

$$p(z; \theta, \mu, \Sigma) = \sum_{k=1}^K \theta_k \frac{1}{(2\pi)^{n/2} |\Sigma_k|^{1/2}} e^{-\frac{1}{2}(z-\mu_k)^\top \Sigma_k^{-1} (z-\mu_k)}$$

# EM for Mixture of Gaussians

---

- E-step:  $q(x) = p(x|z; \theta, \mu, \Sigma) = \prod_{i=1}^m p(x^{(i)}|z^{(i)}; \theta, \mu, \Sigma)$

$$\begin{aligned} \rightarrow q(x^{(i)} = k) &= p(x^{(i)} = k|z^{(i)}; \theta, \mu, \Sigma) \\ &\propto p(x^{(i)} = k, z^{(i)}; \theta, \mu, \Sigma) \\ &= \theta_k \mathcal{N}(z^{(i)}; \mu_k, \Sigma_k) \end{aligned}$$

- M-step:  $\max_{\theta, \mu, \Sigma} \sum_{i=1}^m \sum_{k=1}^K q(x^{(i)} = k) \log \left( \theta_k \mathcal{N}(z^{(i)}; \mu_k, \Sigma_k) \right)$

$$\rightarrow \theta_k = \frac{1}{m} \sum_{i=1}^m q(x^{(i)} = k) \quad \rightarrow \mu_k = \frac{1}{\sum_{i=1}^m q(x^{(i)} = k)} \sum_{i=1}^m q(x^{(i)} = k) z^{(i)}$$

$$\rightarrow \Sigma_k = \frac{1}{\sum_{i=1}^m q(x^{(i)} = k)} \sum_{i=1}^m q(x^{(i)} = k) (z^{(i)} - \mu_k)(z^{(i)} - \mu_k)^\top$$

# ML Objective HMM

---

- Given samples  $\{z_0, z_1, z_2, \dots, z_T\}$ ,  $x_t \in \{1, 2, \dots, I\}$ ,  $z_t \in \{1, 2, \dots, K\}$

- Dynamics model:  $P(x_{t+1} = i | x_t = j) = \theta_{i|j}$

- Observation model:  $P(z_t = k | x_t = l) = \gamma_{k|l}$

- ML objective:

$$\begin{aligned} \log l(\theta, \gamma) &= \log \left( \sum_{x_0, x_1, \dots, x_T} P(x_0) \prod_{t=1}^T P(x_t | x_{t-1}; \theta) P(z_t | x_t; \gamma) \right) \\ &= \log \left( \sum_{x_0, x_1, \dots, x_T} P(x_0) \prod_{t=1}^T \theta_{x_t | x_{t-1}} \prod_{t=1}^T \gamma_{z_t | x_t} \right) \end{aligned}$$

- No simple decomposition into independent ML problems for each  $\theta_{\cdot|j}$  and each  $\gamma_{\cdot|l}$
- No closed form solution found by setting derivatives equal to zero

# EM for HMM --- M-step

---

$$\begin{aligned} & \max_{\theta, \gamma} \sum_{x_{0:T}} q(x_{0:T}) \log p(x_{0:T}, z_{0:T}; \theta, \gamma) \\ &= \max_{\theta, \gamma} \sum_{x_{0:T}} q(x_{0:T}) \left( \sum_{t=0}^{T-1} \log p(x_{t+1}|x_t; \theta) + \sum_{t=0}^T \log p(z_t|x_t; \gamma) \right) \\ &= \max_{\theta, \gamma} \sum_{t=0}^{T-1} \sum_{x_t, x_{t+1}} q(x_t, x_{t+1}) \log p(x_{t+1}|x_t; \theta) + \sum_{t=0}^T \sum_{x_t} q(x_t) \log p(z_t|x_t; \gamma) \end{aligned}$$

→  $\theta$  and  $\gamma$  computed from “soft” counts

$$\theta_{i|j} = \frac{n_{(i,j)}}{\sum_{i'=1}^I n_{(i',j)}} \quad \gamma_{k|l} = \frac{m_{(k,l)}}{\sum_{k'=1}^K m_{(k',l)}}$$

$$\begin{aligned} n_{(i,j)} &= \sum_{t=0}^{T-1} q(x_{t+1} = i, x_t = j) \\ m_{(k,l)} &= \sum_{t=0}^T q(z_t = k, x_t = l) \end{aligned}$$



# EM for HMM --- E-step

---

- No need to find conditional full joint

$$q(x_{0:T}) = p(x_{0:T}|z_{0:T}; \theta, \gamma)$$

- Run smoother to find:

$$q(x_t, x_{t+1}) = p(x_t, x_{t+1}|z_{0:T}; \theta, \gamma)$$

$$q(x_t) = p(x_t|z_{0:T}; \theta, \gamma)$$

# ML Objective for Linear Gaussians

---

- Linear Gaussian setting:

$$X_{t+1} = AX_t + Bu_t + w_t \quad w_t \sim \mathcal{N}(0, Q)$$

$$Z_{t+1} = CX_t + d + v_t \quad v_t \sim \mathcal{N}(0, R)$$

- Given  $u_0, z_0, u_1, z_1, \dots, u_T, z_T$

- ML objective:

$$\max_{Q, R, A, B, C, d} \log \int_{x_{0:T}} p(x_{0:T}, z_{0:T}; Q, R, A, B, C, d)$$

- EM-derivation: same as HMM

## EM for Linear Gaussians --- E-Step

---

- Forward:
$$\begin{aligned}\mu_{t+1|0:t} &= A_t \mu_{t|0:t} + B_t u_t \\ \Sigma_{t+1|0:t} &= A_t \Sigma_{t|0:t} A_t^\top + Q_t \\ \\ K_{t+1} &= \Sigma_{t+1|0:t} C_{t+1}^\top (C_{t+1} \Sigma_{t+1|0:t} C_{t+1}^\top + R_{t+1})^{-1} \\ \mu_{t+1|0:t+1} &= \mu_{t+1|0:t} + K_{t+1} (z_{t+1} - (C_{t+1} \mu_{t+1|0:t} + d)) \\ \Sigma_{t+1|0:t+1} &= (I - K_{t+1} C_{t+1}) \Sigma_{t+1|0:t}\end{aligned}$$
  
- Backward:
$$\begin{aligned}\mu_{t|0:T} &= \mu_{t|0:t} + L_t (\mu_{t+1|0:T} - \mu_{t+1|0:t}) \\ \Sigma_{t|0:T} &= \Sigma_{t|0:t} + L_t (\Sigma_{t+1|0:T} - \Sigma_{t+1|0:t}) L_t^\top \\ L_t &= \Sigma_{t|0:t} A_t^\top \Sigma_{t+1|0:t}^{-1}\end{aligned}$$

## EM for Linear Gaussians --- M-step

---

$$Q = \frac{1}{T} \sum_{t=0}^{T-1} (\mu_{t+1|0:T} - A_t \mu_{t|0:T} - B_t u_t) (\mu_{t+1|0:T} - A_t \mu_{t|0:T} - B_t u_t)^\top$$
$$+ A_t \Sigma_{t|0:T} A_t^\top + \Sigma_{t+1|0:T} - \Sigma_{t+1|0:T} L_t^\top A_t^\top - A_t L_t \Sigma_{t+1|0:T}$$
$$R = \frac{1}{T+1} \sum_{t=0}^T (z_t - C_t \mu_{t|0:T} - d_t) (z_t - C_t \mu_{t|0:T} - d_t)^\top + C_t \Sigma_{t|0:T} C_t^\top$$

[Updates for A, B, C, d. TODO: Fill in once found/derived.]

## EM for Linear Gaussians --- The Log-likelihood

---

- When running EM, it can be good to keep track of the log-likelihood score --- it is supposed to increase every iteration

$$\begin{aligned}\log \prod_{t=1}^T p(z_{0:T}) &= \log \left( p(z_0) \prod_{t=1}^T p(z_t | z_{0:t-1}) \right) \\ &= \log p(z_0) + \sum_{t=1}^T \log p(z_t | z_{0:t-1})\end{aligned}$$

$$Z_t | z_{0:t-1} \sim \mathcal{N}(\bar{\mu}_t, \bar{\Sigma}_t)$$

$$\bar{\mu}_t = C_t \mu_{t|0:t-1} + d_t$$

$$\bar{\Sigma}_t = C_t \Sigma_{t|0:t-1} C_t^\top + R_t$$

# EM for Extended Kalman Filter Setting

---

- As the linearization is only an approximation, when performing the updates, we might end up with parameters that result in a lower (rather than higher) log-likelihood score
- → Solution: instead of updating the parameters to the newly estimated ones, interpolate between the previous parameters and the newly estimated ones. Perform a “line-search” to find the setting that achieves the highest log-likelihood score