

Approximate Trisection of an Angle

Prof. W. Kahan
Math. Dept., Univ. of Calif. @ Berkeley

Given any acute angle \emptyset (between 0 and $\pi/2$), let $T := \tan(\emptyset)$, so $T > 0$. Trisecting \emptyset by a finite construction using only a compass and an unmarked straightedge is a problem known to be *equivalent* to solving the cubic equation

$$f(t, T) := (3 - t^2)t - (1 - 3t^2)T = 0$$

for a positive root $t = \tan(\emptyset/3) < 1/\sqrt{3}$ by using only finitely many arithmetic operations drawn from the set $\{ + - \cdot \div \sqrt{} \}$. Here “*equivalent*” means that any solution of either problem can be translated routinely into a solution of the other. However, except for some special values of T like $T = 1$ but not $T = 2$ nor $T = 3$, no such solution exists; this was proved by P. Wantzel in 1837. His proof can be found in several books; for example, *What is Mathematics* by Courant and Robbins, *Galois Theory* by I. Stewart, and *Famous Problems of Elementary Geometry* by Felix Klein, transl. by W.W. Bemer & D.E. Smith, 2d ed., rev. by R.C. Archibald (1930), republished (1955) by Chelsea Publ. Co., New York. U. Dudley’s book *A Budget of Trisectors* dissects many failed attempts to trisect angles using only a compass and unmarked straightedge.

No fatal flaw in Wantzel’s proof has come to light. None the less, now and then someone will dispute that proof’s correctness and claim to have solved the trisection problem. A complicated construction may be presented, sometimes with an alleged proof of validity, often with many examples showing how well it works. Then the mathematical community will be challenged to
Acknowledge this solution, or show why it is wrong.

In fact, many finite constructions exist, using straightedge and compass alone, that trisect angles well enough for every practical purpose; many formulas using only finitely many allowed operations will, given T , solve the equation $f(t, T) = 0$ for t well enough for every practical purpose. However, they are all *approximate* solutions; and although they approximate so well that no practical measurement nor inexpensive numerical calculation can discern their error, they do not refute the impossibility of an *exact* solution. How is such a state of affairs possible?

Consider solving for t the equation $f(t, T) = 0$ using only finitely many allowed operations carrying some preassigned number of decimal digits. For instance, use five-function calculators to perform the arithmetic. Then a formula that computes t almost as accurately as it can be displayed requires at most a number of operations proportional to the logarithm of the number of digits displayed. Doing the job as accurately as possible on another calculator that carries about twice as many decimal digits is feasible with a formula at most a dozen operations longer.

Here is an example of such a formula, based upon Newton’s iteration for solving $f(t, T) = 0$. Start by computing a crude initial approximation $t_0 := T/(1.85 + T\sqrt{3})$. Then for $n = 0, 1, 2, 3, \dots$ in turn compute $t_{n+1} := F(t_n, T)$ where

$$F(t, T) := (2t^3 - (3t^2 + 1)T) / (3(t^2 - 1) - 6tT)$$

until t_n is accurate to almost as many decimals as the calculator displays. Then t_1 is accurate to over 2 sig. dec., t_2 to over 7 sig. dec., t_3 to over 14 sig. dec., and so on. An error in the 14th sig. dec is less than the breadth of a wisp of spider’s silk compared with the distance to the moon.

The foregoing formula is one of the easiest to describe but not the shortest that works. In fact, the shortest formula may be hidden in the obvious formula

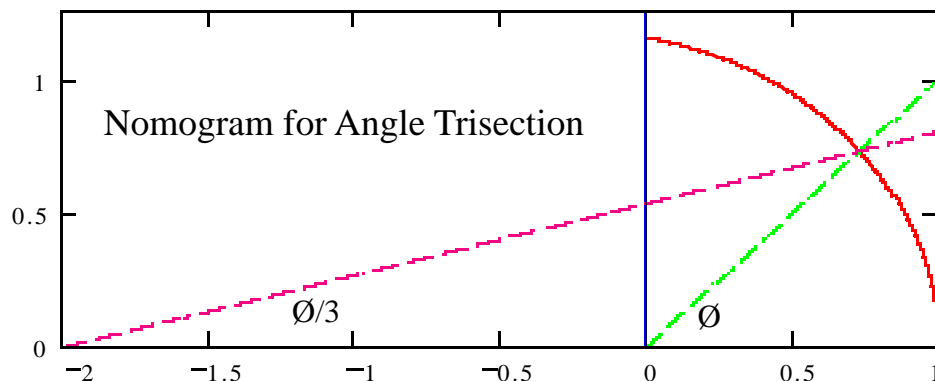
$$t = \tan(\arctan(T)/3)$$

which, though not confined to the allowed set of operations $\{ + - \cdot \div \sqrt{\ } \}$, is actually implemented with just those operations plus one more: *comparison*. In other words, when a [tan] or [arctan] key is pressed on a scientific calculator that has them, its internal workings actually compare the input argument against a number of thresholds and select a short formula from a list of formulas each designed to approximate the desired function with barely adequate accuracy over a different narrow range of argument values. Modern computers have memories so capacious that they can hold extensive tables from which they approximate functions like arctan and tan in a handful of comparison and arithmetic operations reminiscent of what we used to do without computers when we looked functions up in tables and *interpolated* (performing a few arithmetic operations) to get just the value needed.

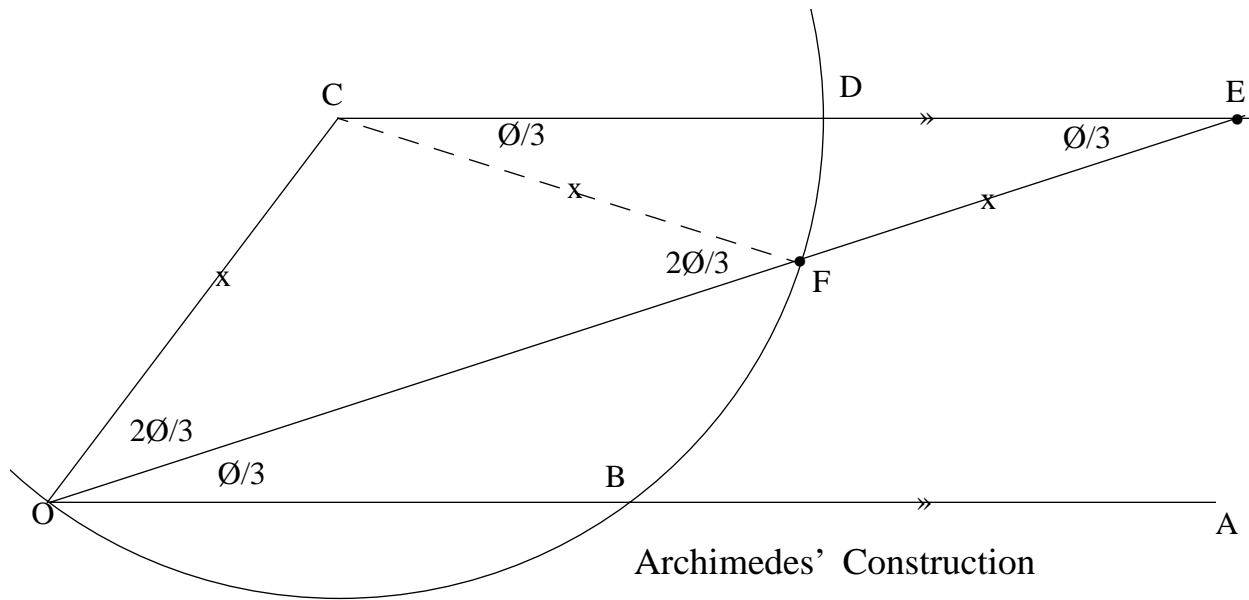
Similar considerations apply to the trisection of an angle by unmarked straightedge and compass alone. An adequate approximation can be achieved thus: Halve the given angle repeatedly until it is tiny enough, depending upon the accuracy desired; then trisect the tiny angle approximately by trisecting the chord instead of the arc of a circle that subtends this angle at the center; then double the trisected angle as often as the original was halved. There may be shorter constructions that work, but none so short as using a *Protractor* or a *Nomogram* or a *Marked Straightedge*.

A *Protractor* is a semicircle marked in 180 or (if big enough) 900 equal increments, scribed onto a transparent plastic sheet, and used to construct and measure angles in Degrees.

A *Nomogram* is a curve artfully cut through a transparent plastic sheet and so contrived that an equation can be solved by intersecting a line or two with this curve. For instance, an angle can be trisected by laying it at the origin of polar (r, \emptyset) coordinates with one leg horizontal to the right and the other prolonged to intersect the curve $r = 1/\cos(\emptyset/3)$ shown below; then draw a straight line from this intersection to the point 2 units left of the origin on the horizontal axis to intersect there at a third of the given angle. Each point on this curve can be constructed by a few steps with straightedge and compass.



A *Marked Straightedge* is like a yardstick or ruler with marks engraved to measure distance in fractions of inches or millimeters. Actually, any two marks suffice for the purpose of angle trisection; this was demonstrated by Archimedes almost 23 centuries ago:



His construction begins by laying out the angle \emptyset to be trisected; let it be $\angle COA$. The distance $|CO|$ is chosen to match the distance between the two marks E and F on the straightedge; this distance is the radius of a circle centered at C passing through O . Because \emptyset is smaller than a right angle, the circle cuts OA again at a point we shall call B . After drawing the circle draw a line parallel to OA and in the same direction through C to cut that circle at a point we shall call D . Next comes the tricky part: While one of the straightedge's marks slides at E along that parallel line beyond D , slide the other mark at F along the circle from B towards D , sliding F up until the straightedge passes through O . Now $\angle FOA = \emptyset/3$, thus trisecting $\angle COA$. The proof follows from the properties of isosceles triangles $\triangle OCF$ and $\triangle CFE$.

Archimedes' Construction is doubly interesting. First, it accomplishes the trisection quickly with simple tools. Second, it illuminates an aspect of mathematics that annoys many people:

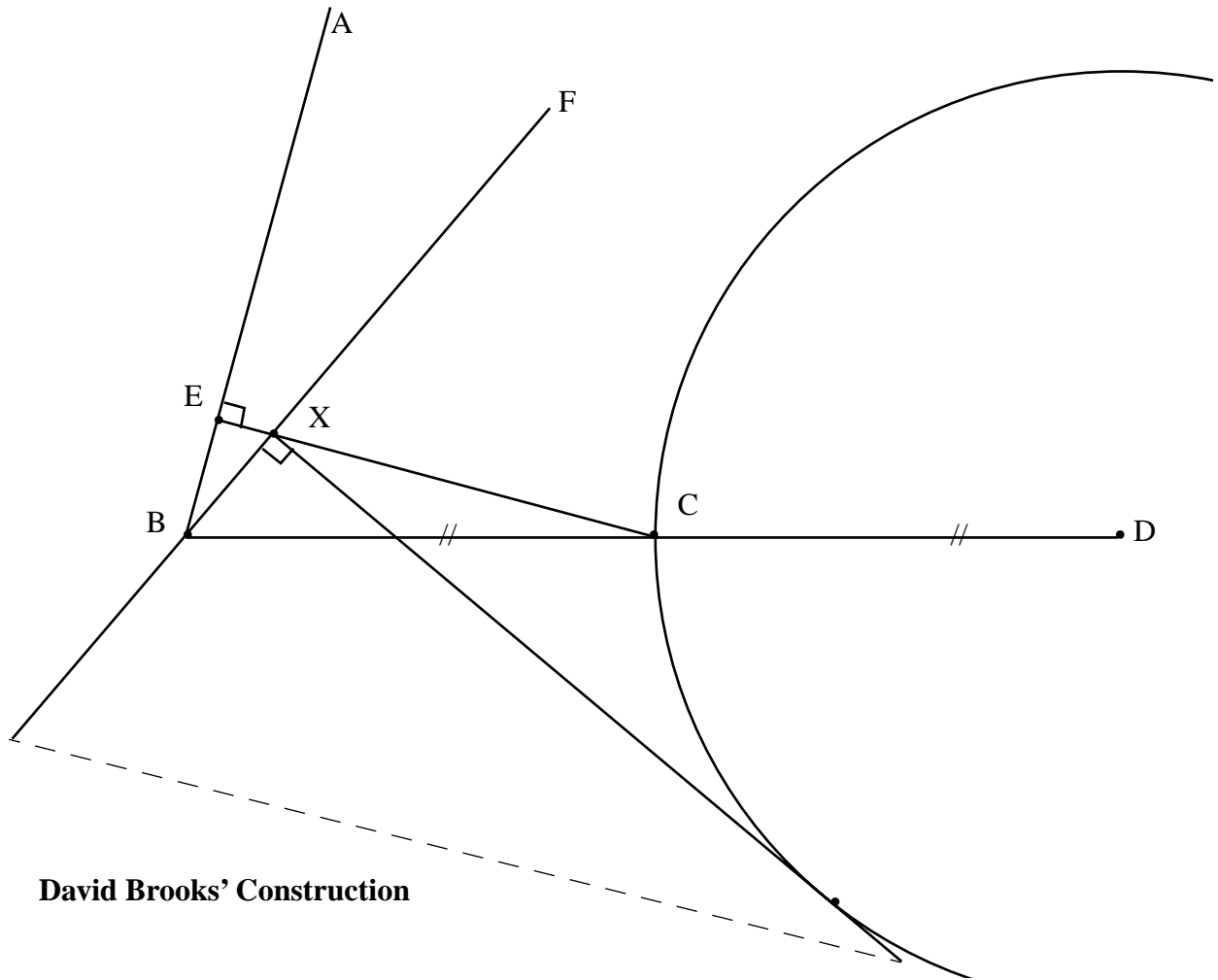
Ostensibly negligible details can make a big difference.

Without those two tiny marks on the straightedge, the task of trisection is provably impossible.

•••

In May 2005 David Brooks sent out the following slightly simpler geometrical construction to trisect an angle using a compass and a draftsman's unmarked right-angled triangle in lieu of a straightedge. His construction is illustrated on the next page:

$\angle ABC$ is an acute angle given to trisect. (An obtuse angle requires a slightly different figure.) Extend BC to D so that $|CD| = |BC|$. Draw a circular arc through C with center D . Drop line CE perpendicular to BA at E . Slide a right-angled triangle (shown below with its hypotenuse dashed) into position with its right-angled vertex X on EC , with one adjacent edge through B , and with the other adjacent edge tangent to the arc. The edge BX extended to F , say, makes an angle $\angle ABF$ just one third of $\angle ABC$, said David Brooks. The justification for his method is left to the diligent reader.



David Brooks' Construction

Because the exact trisection of an angle by compass and unmarked straightedge is impossible, but easy with other simple tools, and because approximate trisection is not difficult, the trisection problem no longer offers a path to fame, much less to fortune. Anyone who spends time on the problem now does so solely for his own amusement.